

DIGITAL RESOURCE GUIDE
DIGITAL MEDIA

kanopy

lincolnwoodlibrary.kanopy.com

THE WORLD'S

FINEST CINEMA

NOW STREAMING FREE WITH YOUR

LINCOLNWOOD LIBRARY CARD

LINCOLNWOOD
LIBRARY

What is Kanopy?

Kanopy is a digital streaming media service available through Lincolnwood Library. Kanopy offers a large selection of films, with over 30,000 titles in the collection. Kanopy lets you stream classic cinema, indie films, top documentaries, and more to your computer, tablet, phone, or streaming devices.

There are no holds to place in Kanopy – all items are available at all times, even if someone else is already borrowing it!

Lincolnwood residents receive 15 tickets per month.
A title will require a varying number of tickets based on its length.
Checkout length also depends on the length of a title.

How to Access Kanopy on Your Computer

1. Go to lincolnwoodlibrary.kanopy.com
2. To create an account, select **Add Library Card**. To log into an existing account, select **Log In**.
3. Have your **21242000XXXXXX** library card number ready if you're creating a new account (*See page 3 for more instructions*)

How to Access Kanopy on Your Mobile Device

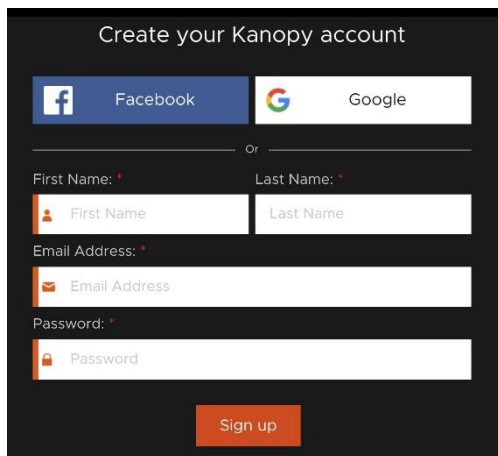
1. Using your device's app store, search for and download the **Kanopy** app.
2. Open the app, and **log in** with an existing account, or **Get Started** for a new account (*detailed instructions on page 3*)
3. Have your **21242000XXXXXX** library card number ready if you're creating a new account.

Your free account creation will need to be verified. Depending on how you signed up, you will be taken to Facebook or Google, or you will receive an email with a link that you must click. Follow the instructions to verify your account.

Creating an account

Open the Kanopy app on your mobile device or go to lincolnwoodlibrary.kanopy.com on your desktop or laptop.

1. Choose **Add Library Card or Get Started** on the site/app.
2. Select one of the social login buttons (**Facebook** or **Google**), or enter your first and last name, email address, and password.

A screenshot of the 'Create your Kanopy account' form. At the top, it says 'Create your Kanopy account'. Below this are two buttons for social login: 'Facebook' (with the Facebook logo) and 'Google' (with the Google logo). Between these buttons is the word 'or'. Below the social login options are four input fields: 'First Name' (with a red asterisk), 'Last Name' (with a red asterisk), 'Email Address' (with a red asterisk), and 'Password' (with a red asterisk). Each field has a small icon to its left: a person for First Name, a person for Last Name, an envelope for Email Address, and a lock for Password. At the bottom of the form is an orange 'Sign up' button.

If you sign up with your email address, you will be sent a verification email. This email will come from kanopy@kanopy.com. Select **"Verify My Email"** to continue your account set up.

3. Select **Add Library Card**, and type in your card number.

Link a device like a TV or Roku

Kanopy is available on many devices, including Android, Apple iOS, Amazon devices, and more.

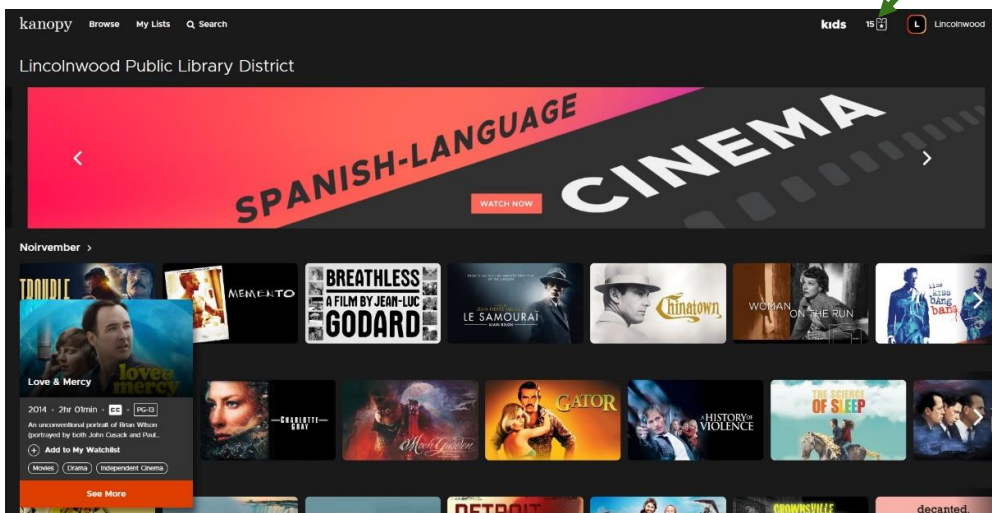
1. Using your device's app store, search for and download the Kanopy app.
2. Open up Kanopy once it has installed and select **Login**.
3. The screen will show a code, usually 6 numbers #####
4. Go to <https://www.kanopy.com/en/lincolnwoodlibrary/link> on a different device, enter the code, and select **Link Device**.

You will automatically be signed in to your account.

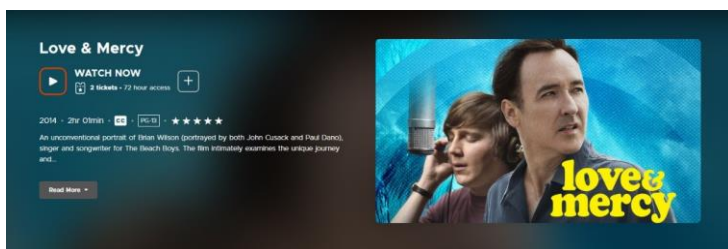
For more detailed instruction, book a one-on-one session with a librarian. Registration requires a Lincolnwood Library Card. For scheduling, contact Adult Services at (224) 233-1859.

Navigating Kanopy on Your Computer

After you sign up for your account, Kanopy takes you to a Welcome page. Select **Watch Now**. At the top of the home page you will find the **Browse** menu where you can quickly browse genres, the **search bar**, and a number representing how many viewing tickets you have left for the month.



> lets you browse through title lists. When you find a title you'd like to watch, hover over the title and a brief description will appear. Select **See More** to go to its page to watch it or click + **Add to My Watchlist** to add it to your watchlist. To find your **Watchlist**, select **My Lists**, and then select **My Watchlist**. On a video's page, you will see how many tickets are needed to view the title and how long the viewing period for it is. Click the > **Play** button above the year/length of the show or movie. Click – **Watchlist** to remove from your list.




Navigating Kanopy on a Mobile Device

It's easy to watch movies on Kanopy using your phone or tablet.

Once you've created an account and logged in (see pages 2 and 3) you will have Kanopy's entire catalog at your fingertips.

To browse titles by **subject**, tap the  icon. This menu will give you access to your **account** and **profile** settings. **My Lists** lets you see your **Watchlist**. The **home** button takes you back to the main screen. **Browse** lets you find things to watch by type like movies and documentaries, and by subjects.

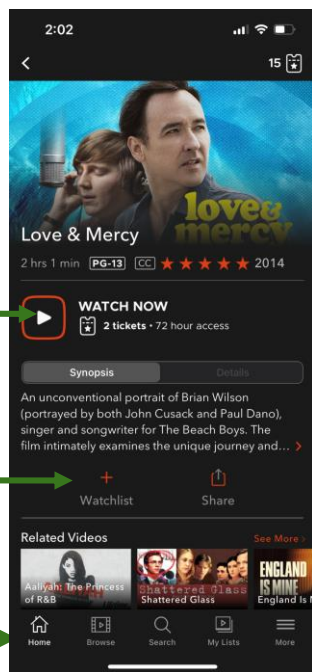
To search for a particular title, tap the  icon, and type in the title you're looking for. When you find a title you'd like to watch, tap on the title and a brief description will appear as well as how many tickets are needed to view the title and how long the viewing period for the title is. If you want to start watching immediately, tap the **Play** button; if you want to save the title for later, click **+** to add it to your **Watchlist**.

The Kanopy mobile video player is fairly standard – if you're familiar with other mobile video players, you will pick it up quickly. Press anywhere in the player interface to bring up the controls (including the **<** button to exit), which fade away while your video plays.

Play

Add to
Watchlist

Navigation menus




For more detailed instruction, book a one-on-one session with a librarian. Registration requires a Lincolnwood Library Card. For scheduling, contact Adult Services at (224) 233-1859.

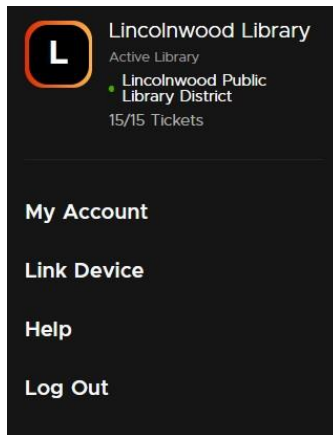
Log out of your account

On your computer


When you are signed into your Kanopy account, you will see your name at the top right of the page:



Click on your name and a menu will appear on the right side of your screen that has an option to **Log Out**.



On your mobile device

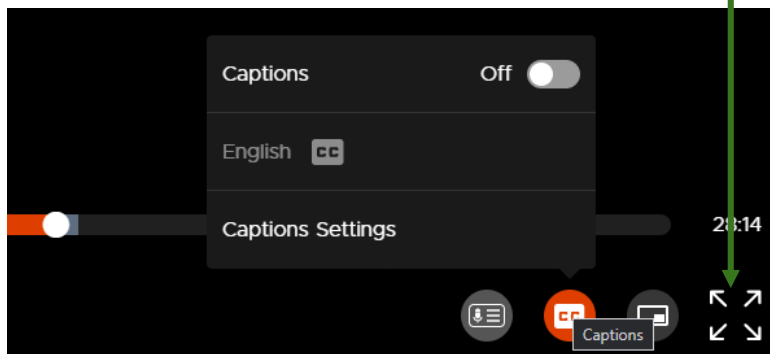
Tap on the  icon. Look toward the bottom of the menu that appears and select **Log Out**.

How to...

Here are a few quick tips on using the Kanopy video player. The video player is fairly standard, so if you're familiar with other online video players, you'll figure it out quickly.

Enable full-screen mode

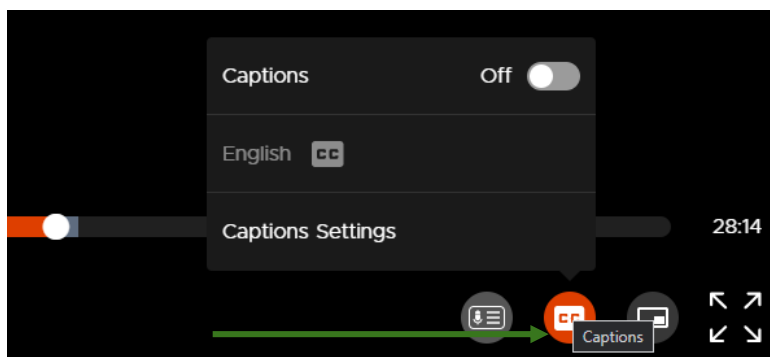
Full screen mode can be enabled by clicking on the **full screen** icon at the bottom right of the video player:



Press **Esc** to exit out of the full-screen mode player.

Turn on closed captions

Hover your mouse over the **CC** icon that appears at the bottom right of the video player and select English (or another language if available).



For more detailed instruction, book a one-on-one session with a librarian. Registration requires a Lincolnwood Library Card. For scheduling, contact Adult Services at (224) 233-1859.

LINCOLNWOOD LIBRARY

lincolnwoodlibrary.org • 847-677-5277

Looking for more movies and TV shows? Use your Library card to try **Hoopla** for movies, TV shows, ebooks, eaudiobooks, and more.

hoopla®

