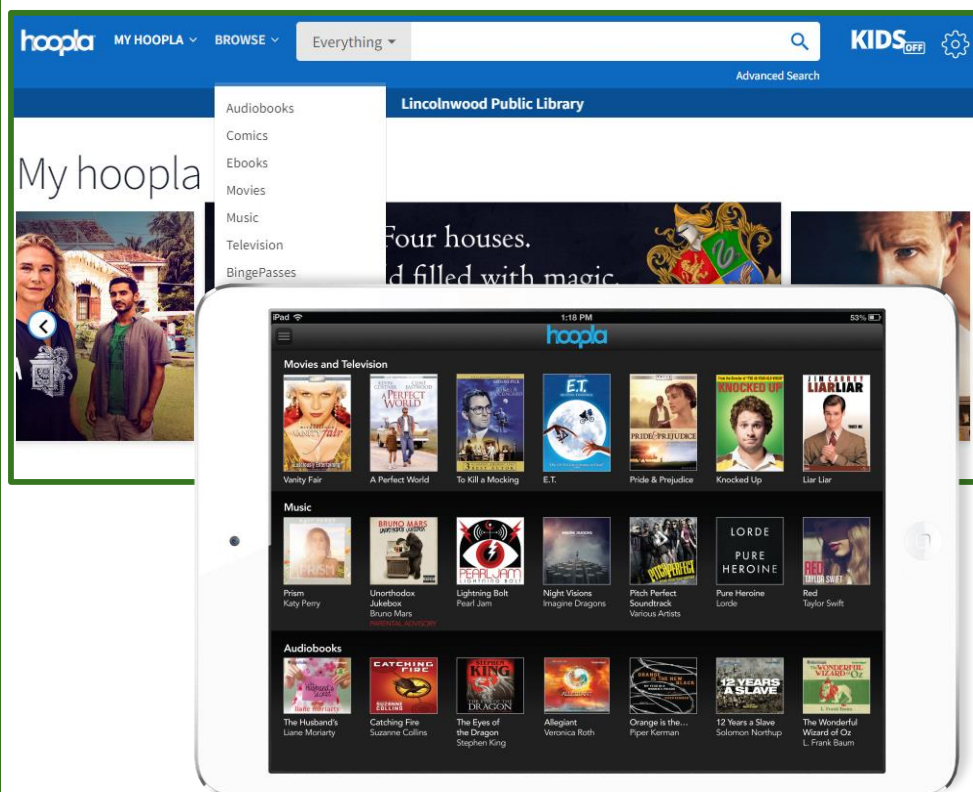


DIGITAL RESOURCE GUIDE

DIGITAL MEDIA

hoopla®



LINCOLNWOOD
LIBRARY

What is hoopla?

Hoopla provides access to eBooks, audiobooks, comics, music, movies, and TV. With hoopla and your valid Lincolnwood Library card, you can borrow, instantly stream, and download content via hoopla's mobile app or hoopladigital.com. **The desktop and mobile app versions are so different we have guides for each!**

How to Create an Account – Desk/laptop

1. To access hoopla, simply go to hoopladigital.com online.
2. Select the blue **Get Started** button. Select **Let's Go!**
3. Type Lincolnwood in the **Search for your library** box, select **Lincolnwood Public Library**, and select **Next**.
4. Enter your **21242000XXXXXX** library card number and select **Next**.
5. Enter your address@service.com email address and set a password for your account. Select **Complete Registration**.

Email

Password



Must be 8 to 40 characters long

You may need to open up your email to confirm your account.

If you do not immediately see the email from hoopla, try checking **Junk**, **Spam**, **Promotions**, and/or **Updates** folders.

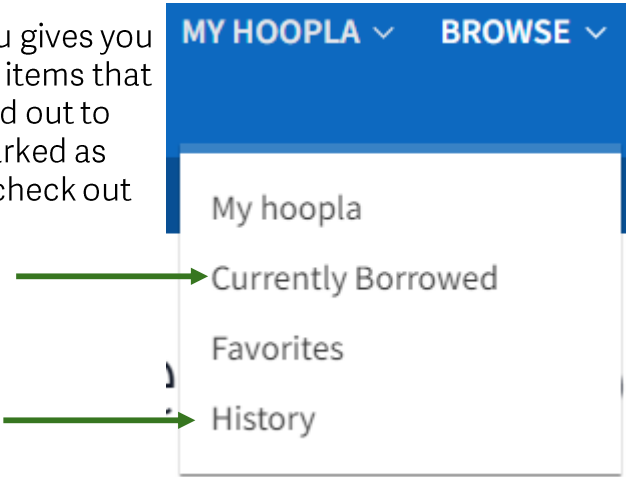
Follow the instructions in the email, which may tell you to click a link which will direct you back to hoopla to confirm the account.

2 – Overview and Desktop/laptop guide

Navigating Hoopla

At the top of the home page you will find several drop down menus. Select **My Hoopla** and then **Currently Borrowed** to see how many more items you can borrow this month.

The **My Hoopla** menu gives you the option to access items that are currently checked out to you, items you've marked as **Favorites**, and your check out **History**.

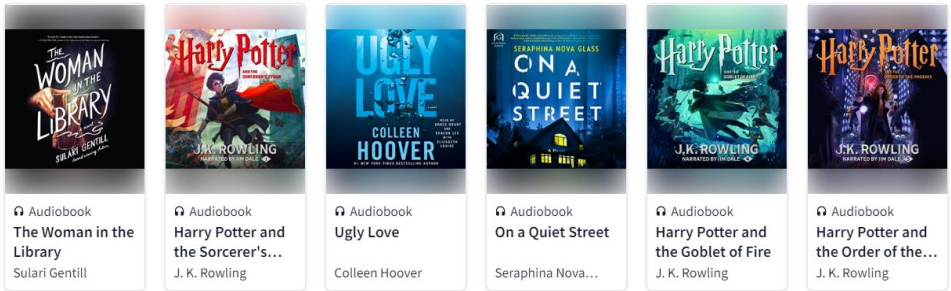


The **Browse** menu allows you to see the various titles Hoopla has in its collection in 7 categories: *audiobooks, movies, music, comic, eBooks, television, and BingePasses*.

You can browse each section by selecting from the *Popular, Featured, Recommended* and other lists. Select **See More** by any section to see even more of that category in a grid view.

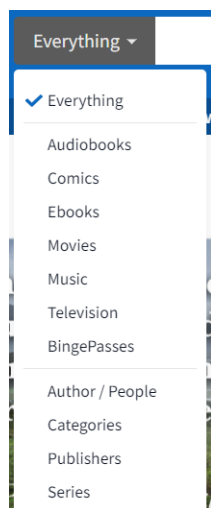
Popular Audiobooks

[< See More >](#)



If you know the title you're searching for, you may type it in the **search bar**. From the dropdown menu to the left you may filter your search results by category:

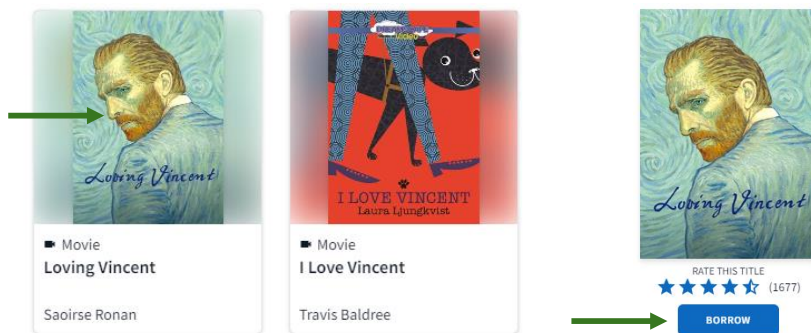
- Audiobooks
- Comics
- Ebooks
- Movies
- Music
- Television – each episode = 1 borrow
- BingePasses
- Author/People
- Categories (subject)
- Publisher
- Series



Borrowing and accessing items

Borrowing

When you've found the title you want to check out, select its cover to go to its page. You can see more information to be sure you want to borrow it. Select **Borrow**. In the confirmation menu that appears, select **Borrow Title**. All titles are always available – there is never a need to place a hold in Hoopla.



To access your borrowed titles, click **My Hoopla**, then **Currently Borrowed**.

4 – Desktop/laptop guide

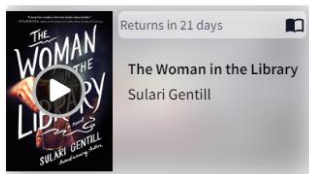
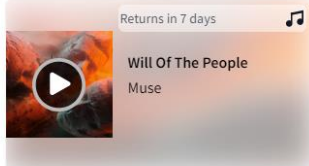
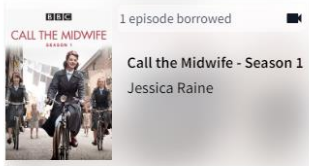
Accessing items

From **Currently Borrowed** items, click any to start listening, reading or playing them. Comics have text bubble icons, TV and

Currently Borrowed

You can borrow 7 more titles this month.

[VIEW BORROW HISTORY](#)



movies have camera icons, music has notes icons, and ebooks have a book icon. Select any title and then **Read** or **Play** buttons on their pages to start enjoying them!

Borrowing Limits

You may check out up to **12 items** every month with no late fees. Expired items are no longer be available on your account.

Audiobooks – 21 days

eBooks and Comics – 21 days

Music Titles – 7 days

Movies and TV Shows – 72 hours or 3 days

Renewals

The option to renew a title appears 1 day before the end of the borrowing period on the item page. Please note that a renewal is the same as a new borrow, so a renewed title will count against your monthly limit.

RENEW

RETURN NOW

5 – Desktop/laptop guide

Your Hoopla Settings

Select the gear icon to see **Settings** to customize your Hoopla experience.



Select from the **Account**, **Library**, **Recommendations**, **Email**, and **Password** tabs to see and customize different settings.

Settings

[Account](#) [Library](#) [Recommendations](#) [Email](#) [Password](#)

You are logged in as email@address.com through Lincolnwood Public Library.

Emails
I want to receive emails from hoopla to stay up to date on content and features. YES NO

Kids Mode
Only show kid-appropriate content in your browse and search results. ON OFF

Borrowing History
We normally keep track of your borrowing history to make it easier for you to borrow items again. HIDE SHOW

LOG OUT

The account menu allows you to opt in or out of emails from Hoopla that notify users of new content and features. Turning on Kids mode allows you to only see child-appropriate content in your browse and search results. You can also disable the borrowing history.

You can sign up to receive book recommendations in the **Recommendations** menu.

Audiobooks

ACTION & ADVENTURE BIOGRAPHY BUSINESS CHILDREN'S CHRISTIAN FICTION CHRISTIAN LIVING CHRISTIAN MYSTERY
CHRISTIAN NON-FICTION CHRISTIAN ROMANCE CLASSICS COMEDY DRAMA FICTION HEALTH & FITNESS HISTORY
HORROR INSPIRATIONAL LIVING MYSTERY NONFICTION POETRY POLITICAL RELIGIOUS ROMANCE
SCIENCE & TECHNOLOGY SCI-FI & FANTASY SELF HELP SPORTS TEEN THRILLER TRAVEL WESTERNS

Comics

ACTION & ADVENTURE ALTERNATIVE ANIME ANTHOLOGIES CHILDREN'S CRIME DRAMA DYSTOPIAN FANTASY
FICTION HISTORICAL HORROR HUMOROUS LGBTQ+ LITERARY MANGA MARTIAL ARTS MEDIA TIE-IN
MYSTERY NONFICTION POLITICAL RELIGIOUS ROMANCE SCI-FI SPORTS SUPERHERO TEEN WAR
WESTERN

Ebooks

ANTIQUES & COLLECTIBLES ARCHITECTURE ART BIBLES BIOGRAPHY & AUTOBIOGRAPHY BODY, MIND & SPIRIT
BUSINESS & ECONOMICS COMICS & GRAPHIC NOVELS COMPUTERS COOKING CRAFTS & HOBBIES DESIGN DRAMA

Finally, you can change your account email and password in the **E-mail** and **Password** menus.

Settings

Account Library Recommendations **Email** Password

Your email address is what you use to log in to hoopla.

SAVE EMAIL

Settings

Account Library Recommendations Email **Password**

Current Password:

New Password:

SAVE PASSWORD

Kids Mode

Once you've turned **Kids Mode** on in **Settings**, select the Hoopla logo to browse only titles good for kids.

hoopla Kids Mode

A kid friendly setting for finding videos, music, and books.

You can also at any time turn Kids Mode on/off by pressing the Kids button in the upper left corner near **Settings** and **Search**.



- **Kids Mode** is Off, select this to turn it on.

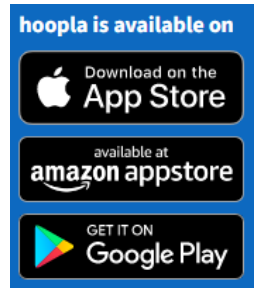


- **Kids Mode** is On, select this to turn it off.

Hoopla apps

Hoopla is available in the Apple App Store for iOS, iPadOS, and Apple TV, in the Google Play Store for Android devices, and in the Amazon Appstore for Kindle Fire devices. If you trouble accessing it, enter these short links in a browser:

- Apple App Store - <https://apple.co/3R0yccZ>
- Google Play - <https://bit.ly/3Q1exbG>
- Amazon Appstore - <https://amzn.to/3KwlnUh>



How to Create an Account

1. To access hoopla on your mobile device, **download** the Hoopla Digital app from your mobile app store. It is available on both Apple and Android devices.



2. Once the app is downloaded, tap the icon to open the app.
3. Tap **“Don’t have an account? Sign Up”** to make an account.

A screenshot of the Hoopla app's sign-up screen. At the top left is the 'hoopla' logo. Below it are two input fields: 'Email' with an envelope icon and 'Password' with a lock icon. To the right of these are four more input fields: 'Email Address' with an envelope icon, 'Email Confirmation' with an envelope icon, 'Password (8-40 characters)' with a lock icon, and 'Password Confirmation' with a lock icon. A green arrow points from the 'Email' field to the 'Email Address' field. At the bottom left, there is a link 'Don't remember your password?' and a dashed box containing the word 'Login'. Below the 'Login' box is a green button with white text that says 'Don't have an account? Sign Up'. At the bottom right are two buttons: a white 'Back' button and a blue 'Next' button.

- 4. Enter your email address and set a password for your account. Click **Next**.
- 5. On the following screen type in **Lincolnwood** and select **Lincolnwood Public Library** from the list. Select **Agree**.
- 6. Enter your Lincolnwood Library card number and click **Next**.

Choose Your Library

Nearby Libraries

Looking for libraries close to you. Please enable location services in the Settings app if you haven't already.

lincolnwood

Lincolnwood Public Library

Skokie Public Library

Morton Grove Public Library

Lincolnwood Public Library

Please enter your library card without spaces. If you need further assistance, please contact the library.

Card Number


Back

Agree

Back

Next

Your Hoopla Settings

Click on  in the top right corner to customize your Hoopla experien

Back

Settings

Kids Mode

Recommendation Settings

Select genres that interest you. We'll use your selections to recommend more titles you'll enjoy.

GENERAL SETTINGS

Personal Settings

Library Settings

Notification Settings

Log Out

Kids Mode (off in picture) only displays content appropriate for 12 and under.

Personal Settings allows you to change your account email & password.

Library Settings lets you to update the library to which your account is linked.

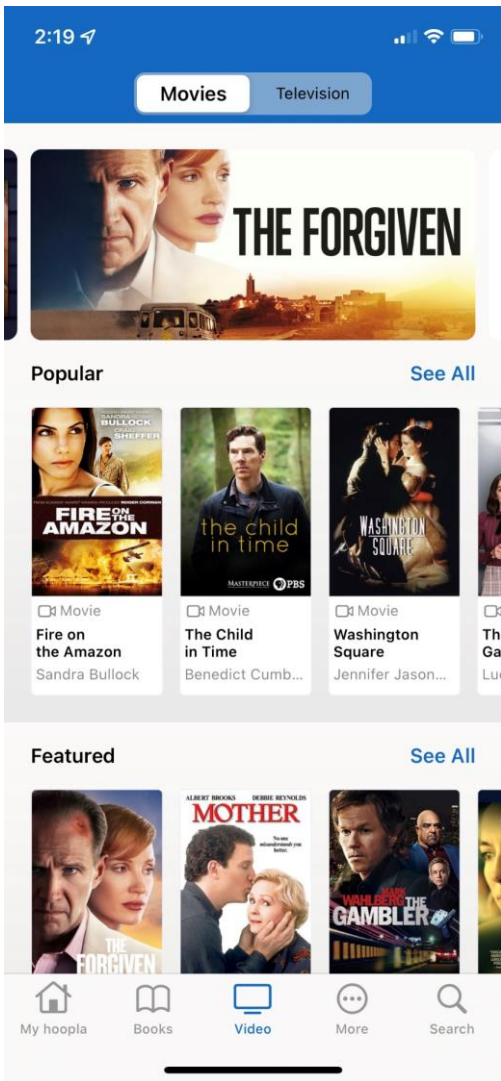
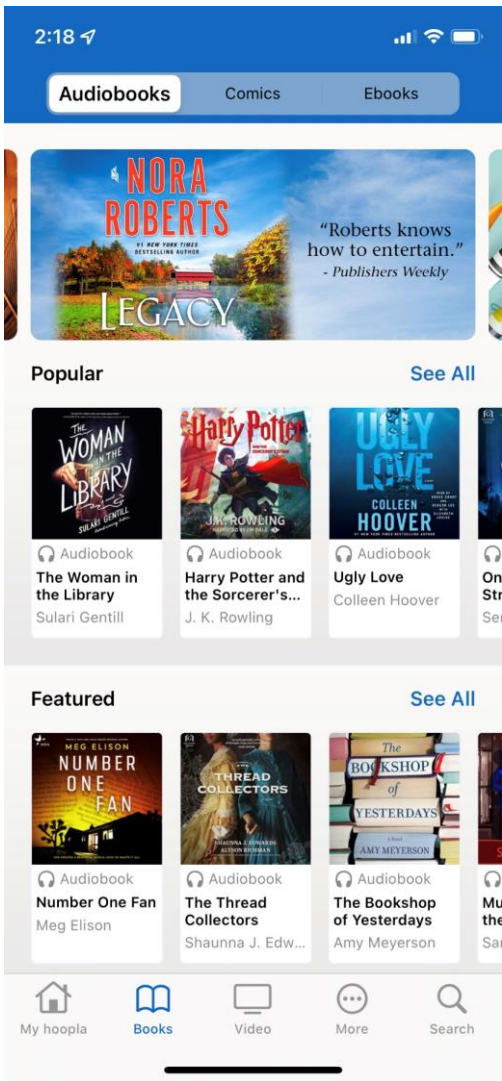
Notification Settings lets you enable / disable device notifications.

Link a Streaming Device allows you to connect TVs and other devices to your account.

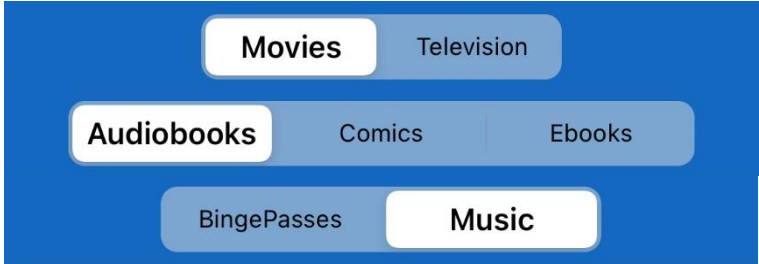
Navigating Hoopla

The **Video**, **Books**, and **More** menus allow you to browse Hoopla's collection in each one of those categories.

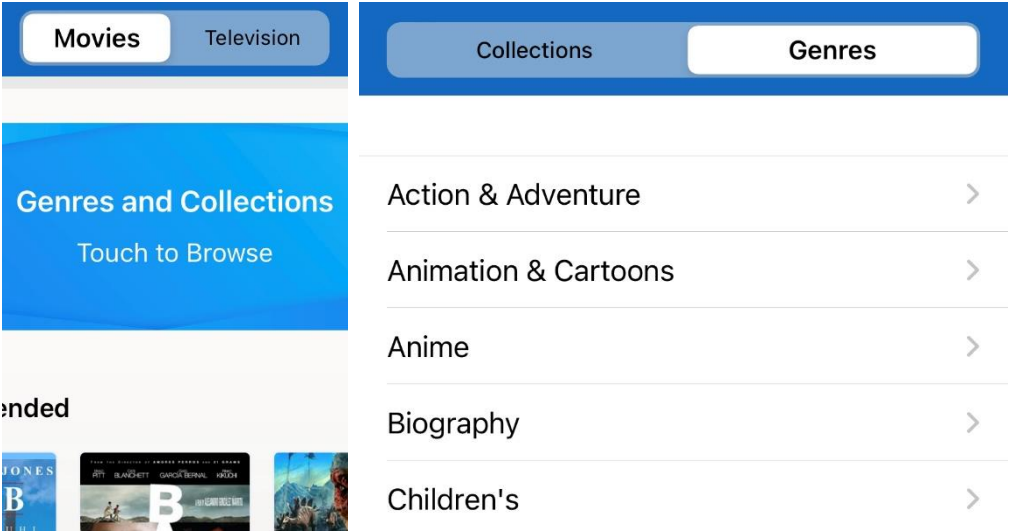
The **Video** menu allows you to toggle between **Movies** and **Television** to select feature films or television shows for checkout. More includes **Music** and unlimited **BingePasses**.



The **Books** menu allows you to toggle between **Audiobooks**, **eBooks**, and **Comics**.



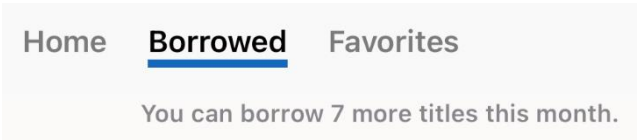
The **Video**, **Music**, and **Books** menus allow you to browse items by **Genre**. Scroll down to find and then select the **Genres** button. A menu appears from which you can select a specific curated **Collections** or **Genres**, to narrow down your search.



To search for a specific item, tap the **Search** tab, press the text box, type in names/keywords of the item you're looking for and select **Search**.

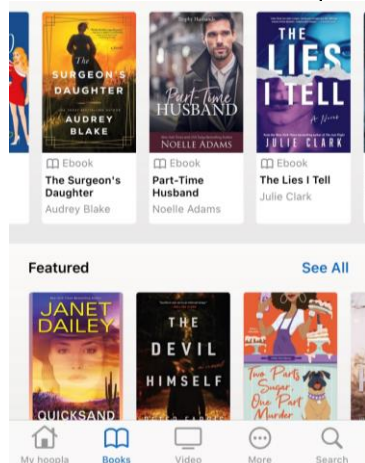


The **My Hoopla** menu lets you see favorites, borrowed items, and history.



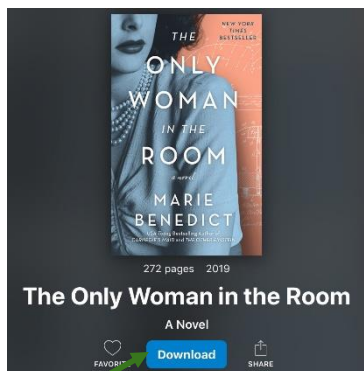
Borrowing and accessing items

When you've found the title you want to check out, tap the title's image and you'll be taken to a page with a summary of the item and a blue **Borrow** button. Tap **Borrow**. To access your borrowed titles, tap the **My hoopla** tab at the bottom of the screen. Your **Borrowed** items will be at the top.

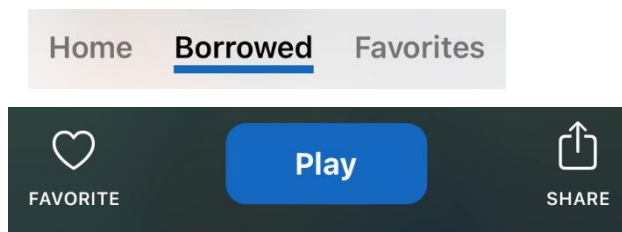


Ebooks and comics must be downloaded to be read. After borrowing them, go back to their page and press **Download**. You can also download movie/TV titles to avoid streaming when watching. Press **Download to your device** on their pages.

[Download to your device.](#)

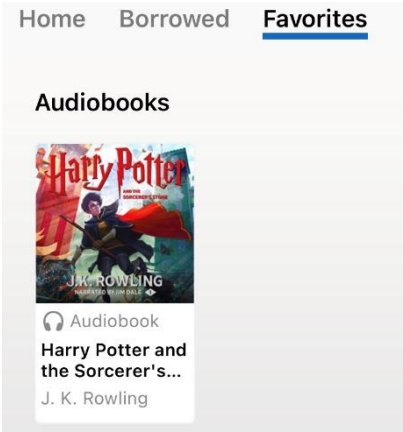
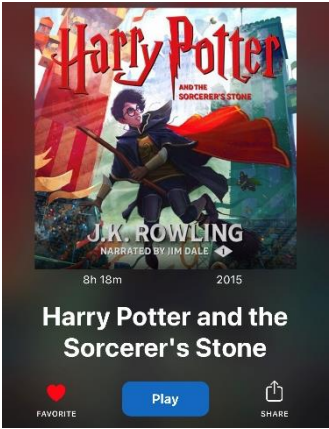


You can stream music, audiobooks, movies, and TV show episodes without download. To do this, go to My hoopla > Borrowed. Then press the item image and press read or play.




Favorite Items

See something you like but aren't ready to borrow it? You can **Favorite** an item by clicking the  icon. To see all the items you've favorited, go to **My hoopla** and select **Favorites**.



Kids Mode

You can turn on Kids Mode in settings, and you can also access it from My hoopla. Press the KIDS button and make sure it says ON. To turn Kids mode off, press the KIDS button again and it will say OFF.



LINCOLNWOOD LIBRARY

lincolnwoodlibrary.org • 847-677-5277

Looking for more movies and TV shows? Use your Library card to try **Kanopy** for award winning documentaries, indie and classic films, and more.



For more information about using library resources, please visit our website lincolnwoodlibrary.org or stop by the Adult Services desk in the library.

For more detailed instruction, book a one-on-one session with a librarian. Registration requires a Lincolnwood Library Card. For scheduling, contact Adult Services at (224) 233-1859.

