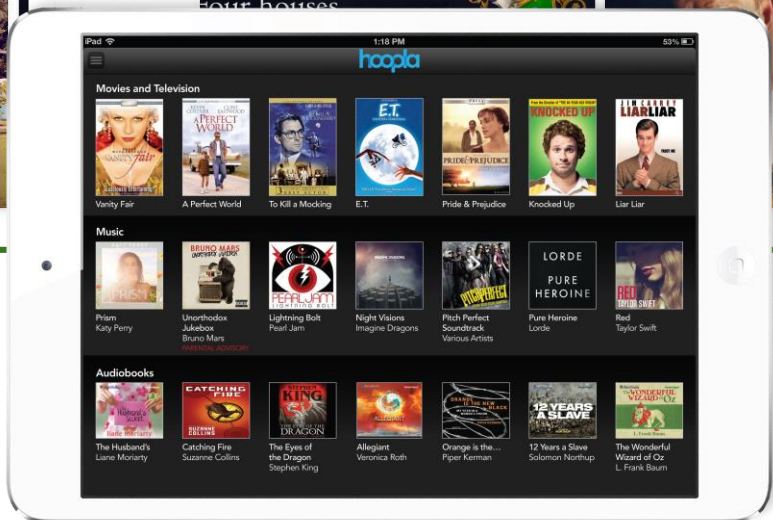
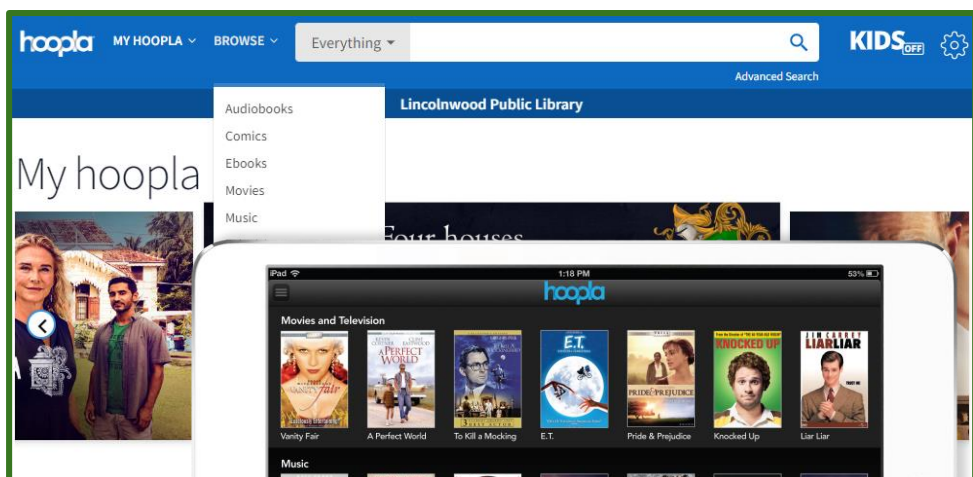


# DIGITAL RESOURCE GUIDE

## DIGITAL MEDIA

# hoopla®



**LINCOLNWOOD**  
**PUBLIC LIBRARY**

# What is hoopla?

Hoopla provides access to eBooks, audiobooks, comics, music, movies, and TV. With hoopla and your valid Lincolnwood Library card, you can borrow, instantly stream, and download content via hoopla's mobile app or [hoopladigital.com](https://hoopladigital.com). **The desktop and mobile app versions are so different we have guides for each!**

## How to Create an Account – Desk/laptop

1. To access hoopla, go to [hoopladigital.com](https://hoopladigital.com) online.
2. Select the blue **Get Started** button. Select **Let's Go!**
3. Type Lincolnwood in the **Search for your library** box, select **Lincolnwood Public Library**, and select **Next**.
4. Enter your **21242000XXXXXX** library card number and select **Next**.
5. Enter your [address@service.com](mailto:address@service.com) email address and set a password for your account. Select **Complete Registration**.

### Email

### Password



Must be 8 to 40 characters long

You may need to open up your email to confirm your account.

If you do not immediately see the email from hoopla, try checking **Junk**, **Spam**, **Promotions**, and/or **Updates** folders.

Follow the instructions in the email, which may tell you to click a link which will direct you back to hoopla to confirm the account.

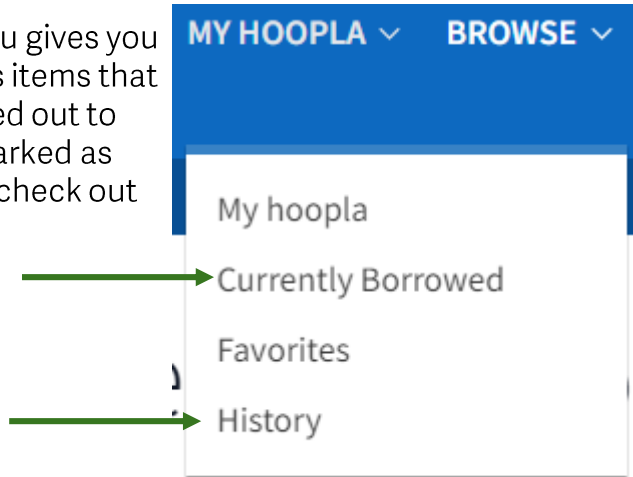
---

## 2 – Overview and Desktop/laptop guide

# Navigating Hoopla

At the top of the home page you will find several drop down menus. Select **My Hoopla** and then **Currently Borrowed** to see how many more items you can borrow this month.

The **My Hoopla** menu gives you the option to access items that are currently checked out to you, items you've marked as **Favorites**, and your check out **History**.

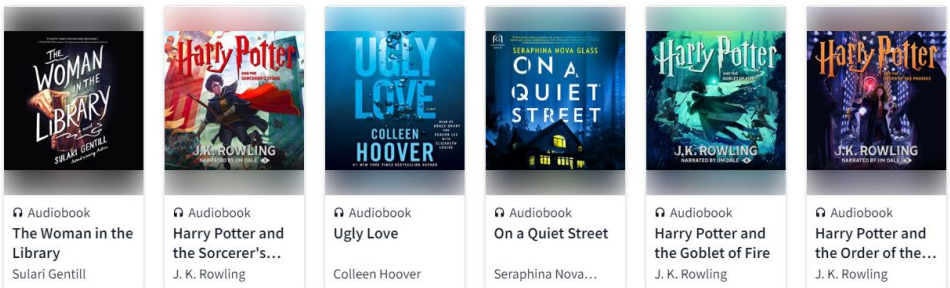


The **Browse** menu allows you to see the various titles Hoopla has in its collection in 7 categories: *audiobooks*, *movies*, *music*, *comic*, *eBooks*, *television*, and *BingePasses*.

You can browse each section by selecting from the *Popular*, *Featured*, *Recommended* and other lists. Select **See More** by any section to see even more of that category in a grid view.

## Popular Audiobooks

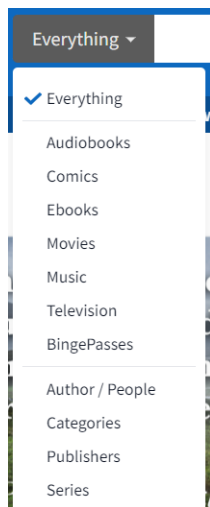
[See More >](#)



## 3 – Desktop/laptop guide

If you know the title you're searching for, you may type it in the **search bar**. From the dropdown menu to the left you may filter your search results by category:

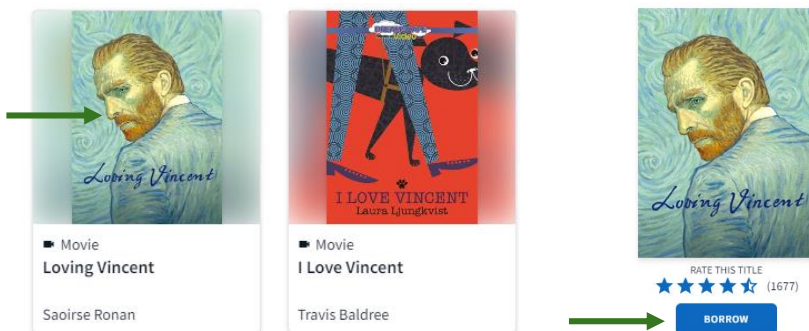
- Audiobooks
- Comics
- Ebooks
- Movies
- Music
- Television – each episode =1 borrow
- BingePasses
- Author/People
- Categories (subject)
- Publisher
- Series



## Borrowing and accessing items

### Borrowing

When you've found the title you want to check out, select its cover to go to its page. You can see more information to be sure you want to borrow it. Select **Borrow**. In the confirmation menu that appears, select **Borrow Title**. All titles are always available – there is never a need to place a hold in hoopla.



To access your borrowed titles, click **My Hoopla**, then **Currently Borrowed**.

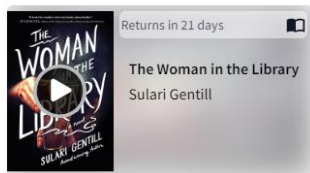
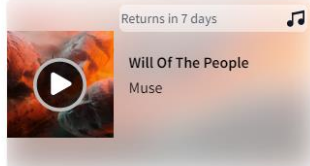
## Accessing items

From **Currently Borrowed** items, click any to start listening, reading, or playing them. Comics have text bubble icons, TV and

### Currently Borrowed

You can borrow 7 more titles this month.

[VIEW BORROW HISTORY](#)



movies have camera icons, music has notes icons, and ebooks have a book icon. Select any title and then **Read** or **Play** buttons on their pages to start enjoying them!

## Borrowing Limits

You may check out up to **12 items** every month with no late fees. Expired items are no longer be available on your account.

**Audiobooks** – 21 days

**eBooks and Comics** – 21 days

**Music Titles** – 7 days

**Movies and TV Shows** – 72 hours or 3 days

## Renewals

The option to renew a title appears 1 day before the end of the borrowing period on the item page. Please note that a renewal is the same as a new borrow, so a renewed title will count against your monthly limit.

**RENEW**

**RETURN NOW**

# Your Hoopla Settings

Select the gear icon to see **Settings** to customize your Hoopla experience.



Select from the **Account**, **Library**, **Recommendations**, **Email**, and **Password** tabs to see and customize different settings.

## Settings

[Account](#) [Library](#) [Recommendations](#) [Email](#) [Password](#)

You are logged in as email@address.com through Lincolnwood Public Library.

**Emails**  
I want to receive emails from hoopla to stay up to date on content and features.  YES  NO

**Kids Mode**  
Only show kid-appropriate content in your browse and search results.  ON  OFF

**Borrowing History**  
We normally keep track of your borrowing history to make it easier for you to borrow items again.  HIDE  SHOW

[LOG OUT](#)

The account menu allows you to opt in or out of emails from Hoopla that notify users of new content and features. Turning on Kids mode allows you to only see child-appropriate content in your browse and search results. You can also disable the borrowing history.

You can sign up to receive book recommendations in the **Recommendations** menu.

### Audiobooks

[ACTION & ADVENTURE](#) [BIOGRAPHY](#) [BUSINESS](#) [CHILDREN'S](#) [CHRISTIAN FICTION](#) [CHRISTIAN LIVING](#) [CHRISTIAN MYSTERY](#)  
[CHRISTIAN NON-FICTION](#) [CHRISTIAN ROMANCE](#) [CLASSICS](#) [COMEDY](#) [DRAMA](#) [FICTION](#) [HEALTH & FITNESS](#) [HISTORY](#)  
[HORROR](#) [INSPIRATIONAL](#) [LIVING](#) [MYSTERY](#) [NONFICTION](#) [POETRY](#) [POLITICAL](#) [RELIGIOUS](#) [ROMANCE](#)  
[SCIENCE & TECHNOLOGY](#) [SCI-FI & FANTASY](#) [SELF HELP](#) [SPORTS](#) [TEEN](#) [THRILLER](#) [TRAVEL](#) [WESTERNS](#)

### Comics

[ACTION & ADVENTURE](#) [ALTERNATIVE](#) [ANIME](#) [ANTHOLOGIES](#) [CHILDREN'S](#) [CRIME](#) [DRAMA](#) [DYSTOPIAN](#) [FANTASY](#)  
[FICTION](#) [HISTORICAL](#) [HORROR](#) [HUMOROUS](#) [LGBTQ+](#) [LITERARY](#) [MANGA](#) [MARTIAL ARTS](#) [MEDIA TIE-IN](#)  
[MYSTERY](#) [NONFICTION](#) [POLITICAL](#) [RELIGIOUS](#) [ROMANCE](#) [SCI-FI](#) [SPORTS](#) [SUPERHERO](#) [TEEN](#) [WAR](#)  
[WESTERN](#)

### Ebooks

[ANTIQUES & COLLECTIBLES](#) [ARCHITECTURE](#) [ART](#) [BIBLES](#) [BIOGRAPHY & AUTOBIOGRAPHY](#) [BODY, MIND & SPIRIT](#)  
[BUSINESS & ECONOMICS](#) [COMICS & GRAPHIC NOVELS](#) [COMPUTERS](#) [COOKING](#) [CRAFTS & HOBBIES](#) [DESIGN](#) [DRAMA](#)

Finally, you can change your account email and password in the **E-mail** and **Password** menus.

## Settings

Account Library Recommendations **Email** Password

Your email address is what you use to log in to hoopla.

**SAVE EMAIL**

## Settings

Account Library Recommendations Email **Password**

Current Password:

New Password:

**SAVE PASSWORD**

## Kids Mode

Once you've turned **Kids Mode** on in **Settings**, select the Hoopla logo to browse only titles good for kids.

### hoopla Kids Mode

A kid friendly setting for finding videos, music, and books.

You can also at any time turn Kids Mode on/off by pressing the Kids button in the upper left corner near **Settings** and **Search**.



- **Kids Mode** is Off, select this to turn it on.

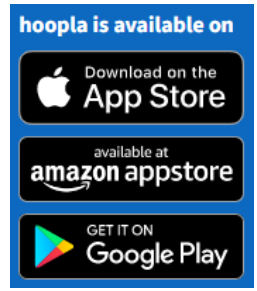


- **Kids Mode** is On, select this to turn it off.

# Hoopla apps

Hoopla is available in the Apple App Store for iOS, iPadOS, and Apple TV, in the Google Play Store for Android devices, and in the Amazon Appstore for Kindle Fire devices. If you trouble accessing it, enter these short links in a browser:

- Apple App Store - <https://apple.co/3R0yccZ>
- Google Play - <https://bit.ly/3Q1exbG>
- Amazon Appstore - <https://amzn.to/3KwlnUh>



## How to Create an Account

1. To access hoopla on your mobile device, **download** the Hoopla Digital app from your mobile app store. It is available on both Apple and Android devices.



2. Once the app is downloaded, tap the icon to open the app.
3. Tap **"Don't have an account? Sign Up"** to make an account.

A screenshot of the Hoopla app's sign-up screen. At the top left is the Hoopla logo. Below it are two input fields: "Email" with an envelope icon and "Password" with a lock icon. A green arrow points from the "Password" field to the right. On the right side, there are four input fields: "Email Address" with an envelope icon, "Email Confirmation" with an envelope icon, "Password (8-40 characters)" with a lock icon, and "Password Confirmation" with a lock icon. At the bottom left, there is a link "Don't remember your password?". Below that is a dashed box containing the word "Login". At the bottom center is a button with a green border and text "Don't have an account? Sign Up". At the bottom right are two buttons: "Back" and "Next".



4. Enter your email address and set a password for your account. Click **Next**.
5. On the following screen type in **Lincolnwood** and select **Lincolnwood Public Library** from the list. Select **Agree**.
6. Enter your Lincolnwood Library card number and click **Next**.

**Choose Your Library**

---

Nearby Libraries

Looking for libraries close to you. Please enable location services in the Settings app if you haven't already.

🔍 **lincolnwood**

- Lincolnwood Public Library
- Skokie Public Library
- Morton Grove Public Library

By touching agree, you are agreeing to our [terms and conditions](#) and our [privacy policy](#).

Back
Agree

**Lincolnwood Public Library**


---

Please enter your library card without spaces. If you need further assistance, please contact the library.


📄 **Card Number**

---

Back
Next



## Your Hoopla Settings

Click on  in the top right corner to customize your Hoopla experience.

Back Settings

---

Kids Mode (i)

---

Recommendation Settings >

Select genres that interest you. We'll use your selections to recommend more titles you'll enjoy.

GENERAL SETTINGS

- Personal Settings >
- Library Settings >
- Notification Settings >

Log Out

**Kids Mode** (off in picture) only displays content appropriate for 12 and under.

**Personal Settings** allows you to change your account email & password.

**Library Settings** lets you to update the library to which your account is linked.

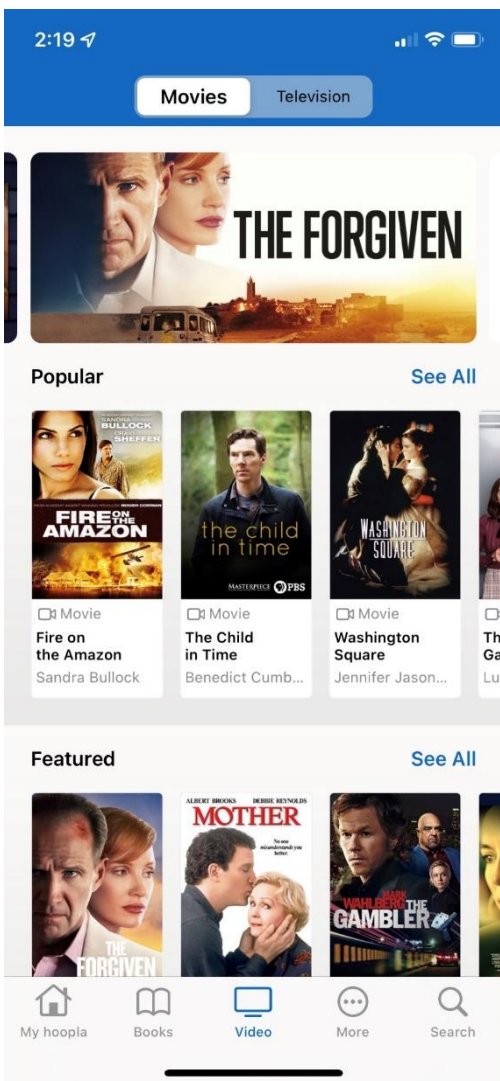
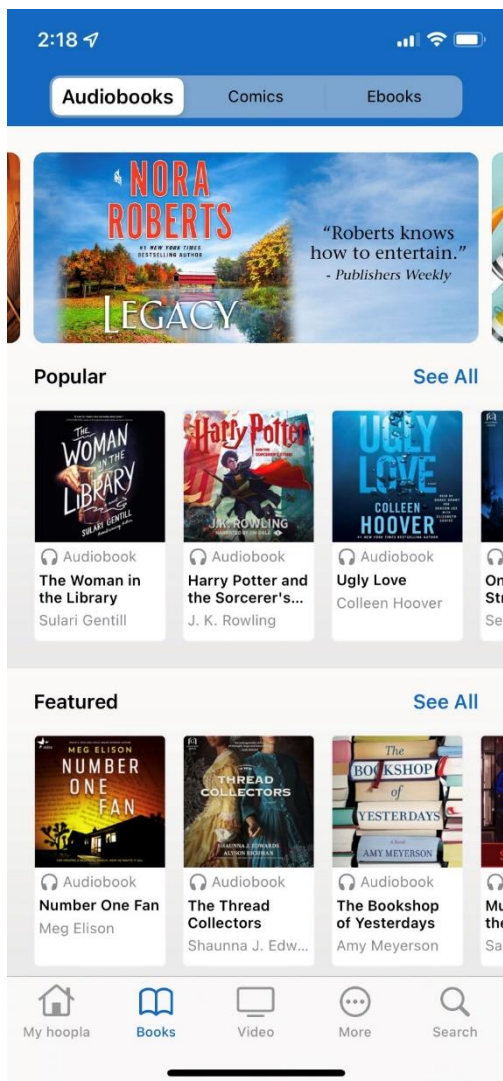
**Notification Settings** lets you enable / disable device notifications.

**Link a Streaming Device** allows you to connect TVs and other devices to your account.

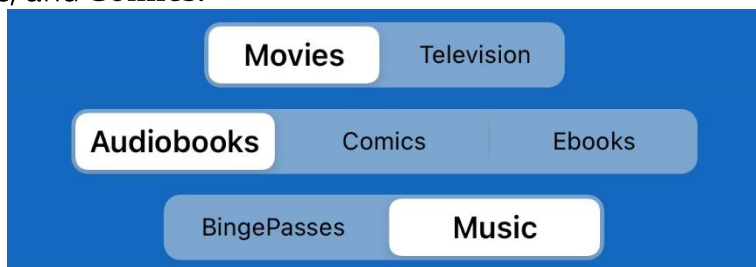
# Navigating Hoopla

The **Video**, **Books**, and **More** menus allow you to browse Hoopla's collection in each one of those categories.

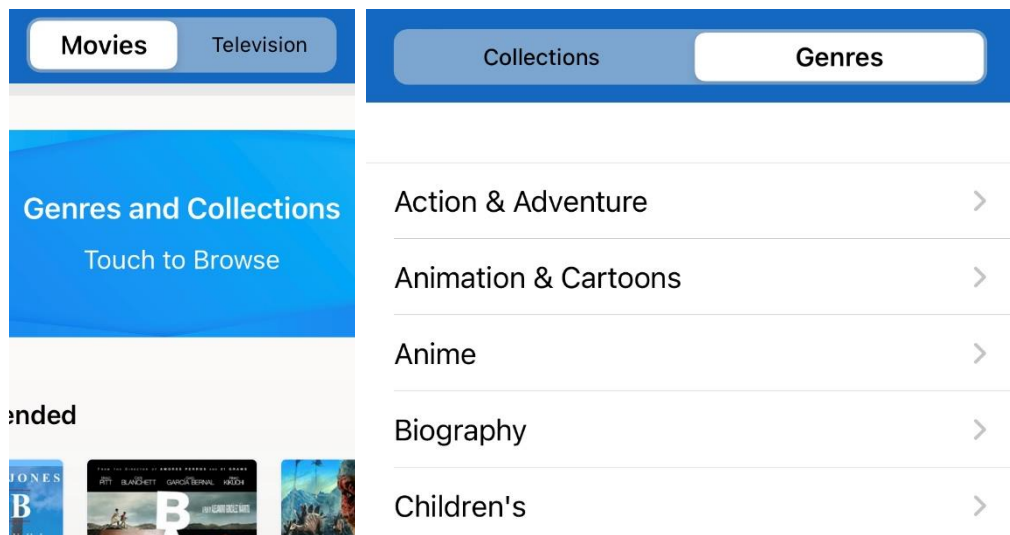
The **Video** menu allows you to toggle between **Movies** and **Television** to select feature films or television shows for checkout. More includes **Music** and unlimited **BingePasses**.



The **Books** menu allows you to toggle between **Audiobooks**, **eBooks**, and **Comics**.



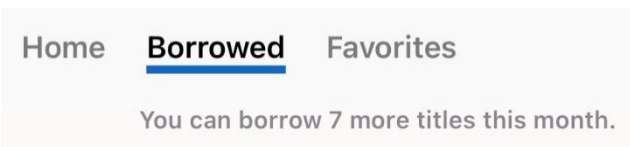
The **Video**, **Music**, and **Books** menus allow you to browse items by **Genre**. Scroll down to find and then select the **Genres** button. A menu appears from which you can select a specific curated **Collections** or **Genres**, to narrow down your search.



To search for a specific item, tap the **Search** tab, press the text box, type in names/keywords of the item you're looking for and select **Search**.

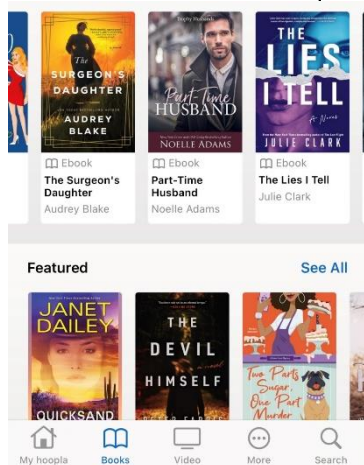


The **My Hoopla** menu lets you see favorites, borrowed items, and history.



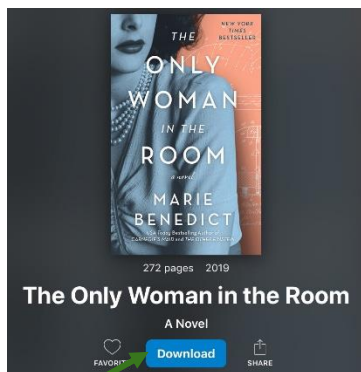
## Borrowing and accessing items

When you've found the title you want to check out, tap the title's image and you'll be taken to a page with a summary of the item and a blue **Borrow** button. Tap **Borrow**. To access your borrowed titles, tap the **My hoopla** tab at the bottom of the screen. Your **Borrowed** items will be at the top.



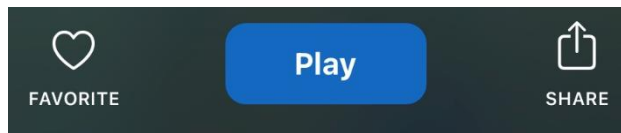
Ebooks and comics must be downloaded to be read. After borrowing them, go back to their page and press **Download**. You can also download movie/TV titles to avoid streaming when watching. Press **Download to your device** on their pages.

[Download to your device.](#)



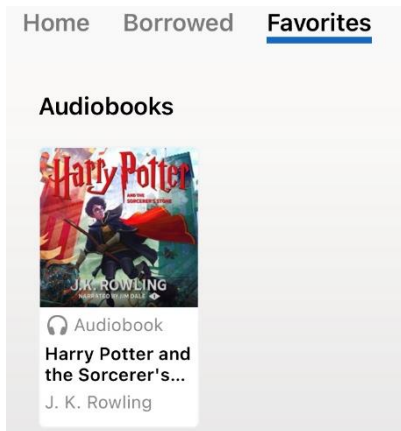
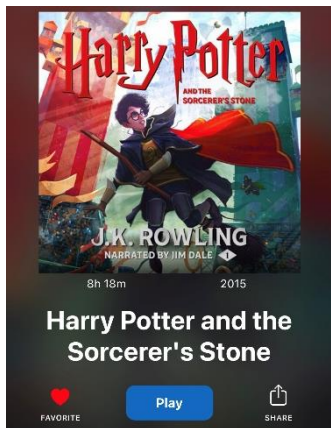
You can stream music, audiobooks, movies, and TV show episodes without download. To do this, go to My hoopla > Borrowed. Then press the item image and press read or play.

Home **Borrowed** Favorites




## Favorite Items

See something you like but aren't ready to borrow it? You can **Favorite** an item by clicking the  icon. To see all the items you've favorited, go to **My hoopla** and select **Favorites**.



## Kids Mode

You can turn on Kids Mode in settings, and you can also access it from My hoopla. Press the KIDS button and make sure it says ON. To turn Kids mode off, press the KIDS button again and it will say OFF.





# LINCOLNWOOD PUBLIC LIBRARY

[lincolnwoodlibrary.org](http://lincolnwoodlibrary.org) • 847-677-5277

Looking for more movies and TV shows? Use your Library card to try **Kanopy** for award winning documentaries, indie and classic films, and more.



For more information about using library resources, please visit our website [lincolnwoodlibrary.org](http://lincolnwoodlibrary.org) or stop by the Adult Services desk in the library.

For more detailed instruction, book a one-on-one session with a librarian. Registration requires a Lincolnwood Library Card. For scheduling, contact Adult Services at (224) 233-1841.

